

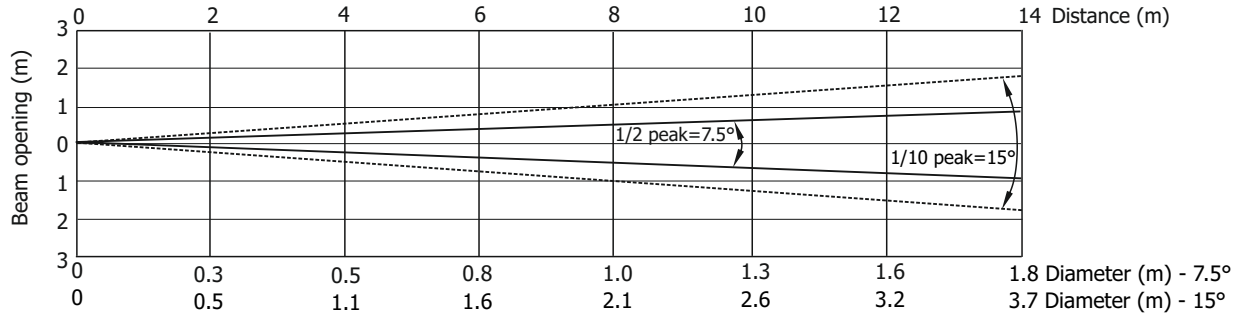
# Robin CycBar 15 X

## Photometric Diagram

Beam angles and lumens measured at distance of 10 m from the fixture

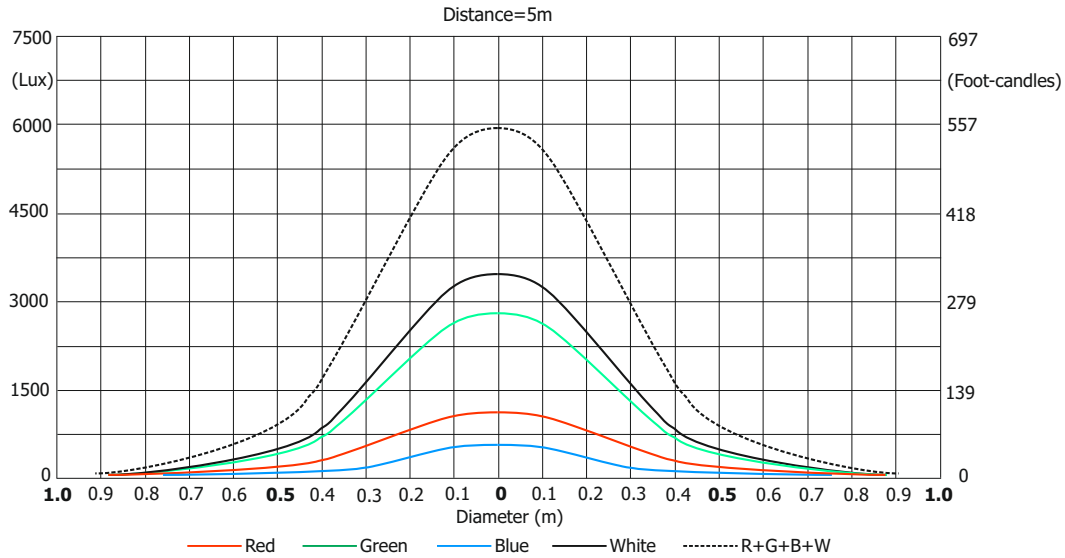
**Without diffuser**

Total Output: 5041 lumens



Distance (m)	2	4	5	6	8	10	12	14	
Red	6750/627	1687/157	1080/100	750/70	422/39	270/25	188/17	138/13	Intensity (center) Lux/Footcandles
Green	16625/1545	4156/386	2660/247	1847/172	1039/97	665/62	462/43	339/32	
Blue	3756/349	939/87	601/56	417/39	235/22	150/14	104/10	77/7	
White	21750/2021	5437/505	3480/323	2417/225	1359/126	870/81	604/56	444/41	
R+G+B+W	370000/3437	9250/859	5920/550	4111/382	2313/215	1480/138	1027/96	755/70	

### Illuminance distribution



Fixture setting:  
White point 8000K: Off

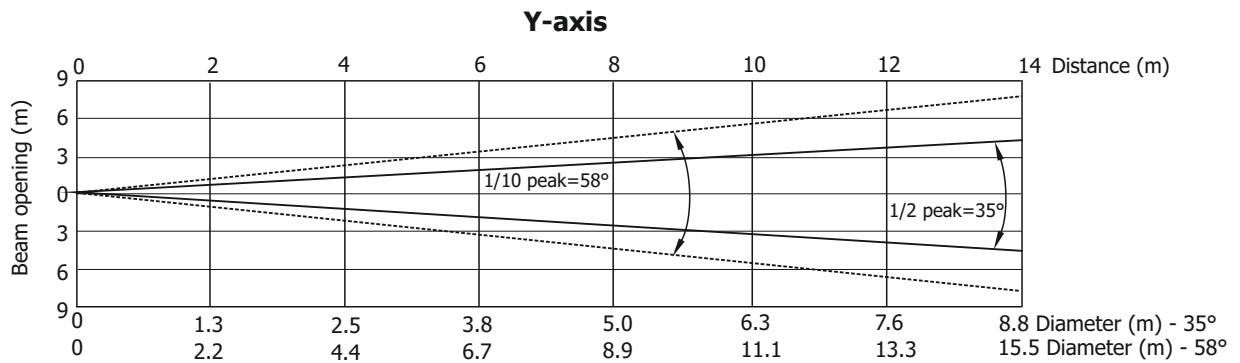
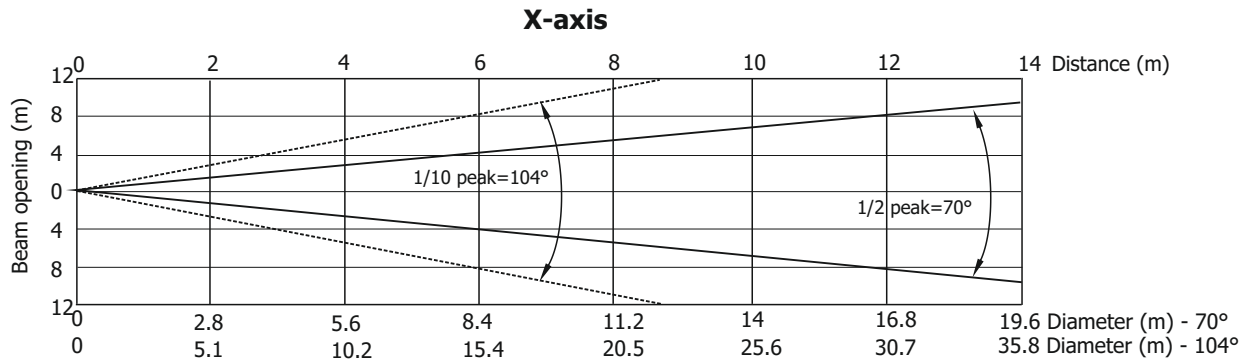
Copyright © 2015-2019 Robe Lighting s.r.o. - All rights reserved  
All Specifications subject to change without notice

# Robin CycBar 15 X

## Photometric Diagram

Beam angles measured at distance of 10 m from the fixture

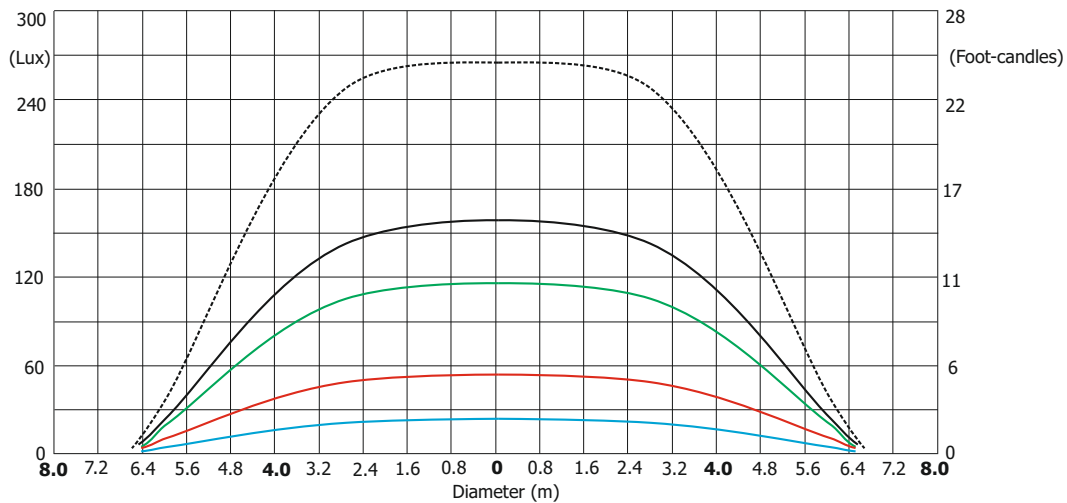
### Diffuser 35°x70° WallWasher



Distance (m)	2	4	5	6	8	10	12	14	
Red	331/31	83/8	53/5	37/3.4	21/1.9	13/1.2	9/0.9	6.8/0.6	Intensity (center) Lux/Footcandles
Green	738/69	184/17	118/11	82/8	46/4	30/2.7	21/2	15/1.4	
Blue	163/15	41/3.8	26/2.4	18/1.7	10/0.9	7/0.6	5/0.4	3/0.3	
White	1025/95	256/24	164/15	114/11	64/6	41/4	29/2.6	21/1.9	
R+G+B+W	1638/152	409/38	262/24	182/17	102/10	66/6	46/4.2	33/3.1	

### Illuminance distribution in X-axis

Distance=5m



Fixture setting:

White point 8000K: Off

— Red   
 — Green   
 — Blue   
 — White   
 - - - R+G+B+W

Copyright © 2015-2019 Robe Lighting s.r.o. - All rights reserved  
All Specifications subject to change without notice

# Robin CycBar 15 X

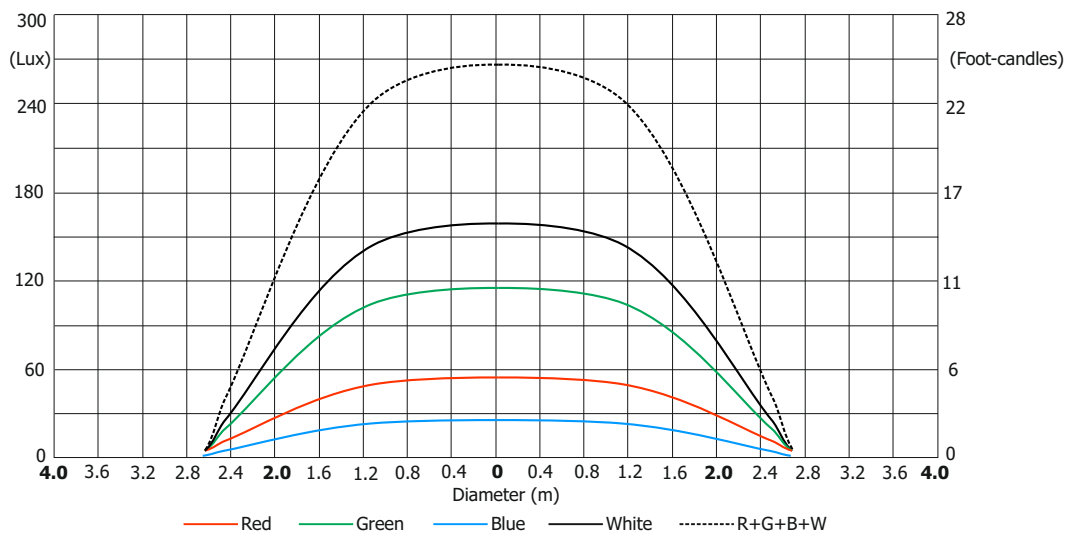
## Photometric Diagram

Beam angles measured at distance of 10 m from the fixture

### Diffuser 35°x70° WallWasher

#### Illuminance distribution in Y-axis

Distance=5m



Fixture setting:  
White point 8000K: Off

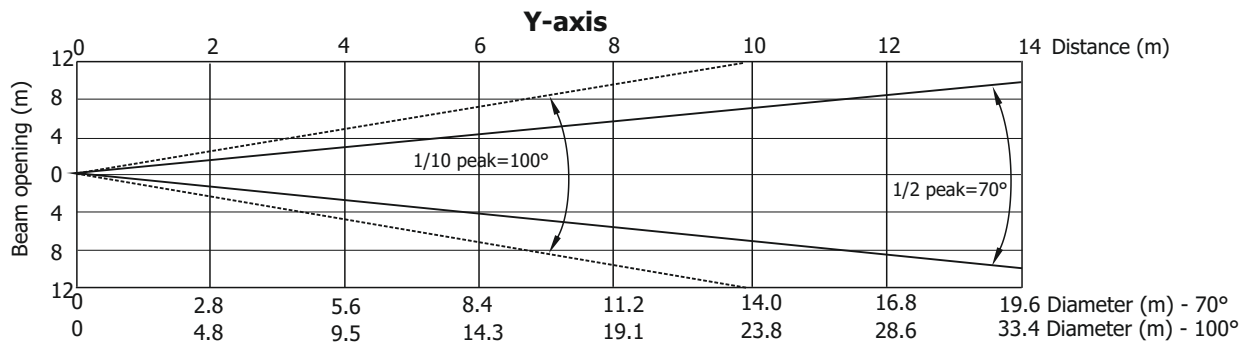
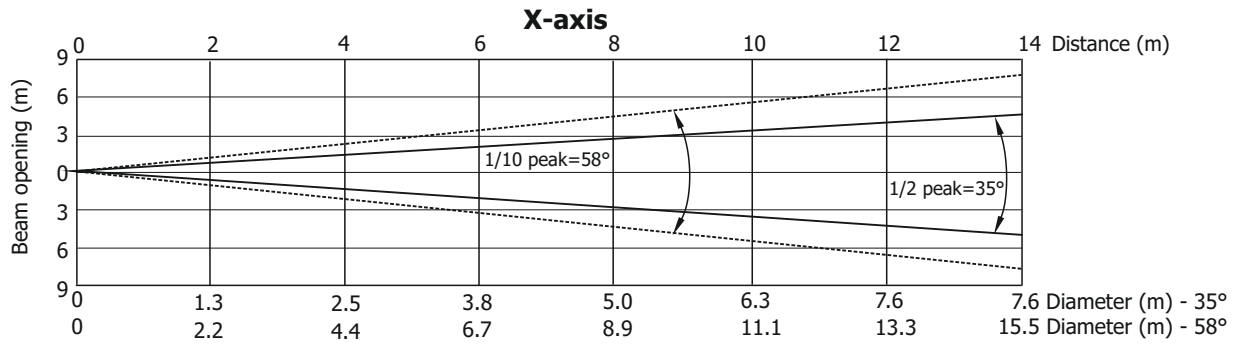
Copyright © 2015-2019 Robe Lighting s.r.o. - All rights reserved  
All Specifications subject to change without notice

# Robin CycBar 15 X

## Photometric Diagram

Beam angles measured at distance of 10 m from the fixture

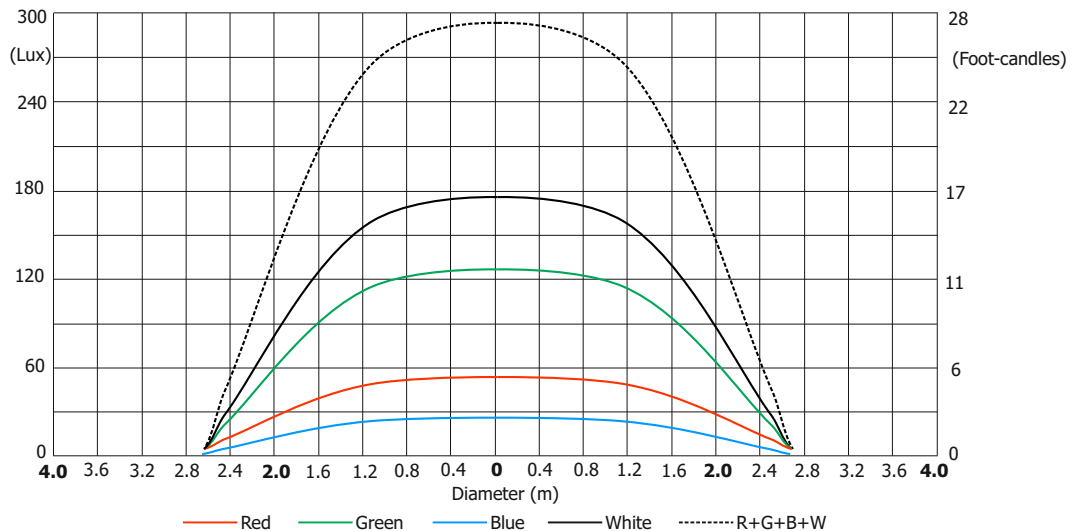
### Diffuser 70°x35° CycLight



Distance (m)	2	4	5	6	8	10	12	14	
Red	337/31	84/8	54/5	38/3.5	21/2.0	13/1.3	13/1.3	7/0.6	Intensity (center) Lux/Footcandles
Green	781/73	195/18	125/12	87/8	49/4.5	31/3	22/2	16/1.5	
Blue	169/16	42/4	27/2.5	19/1.7	11/1	7/0.6	5/0.4	3/0.3	
White	1100/102	275/26	176/16	122/11	68/6	44/4	31/2.8	22/2.1	
R+G+B+W	1738/161	434/40	278/26	193/18	109/10	70/6.5	48/5	35/3.3	

### Illuminance distribution in X-axis

Distance=5m



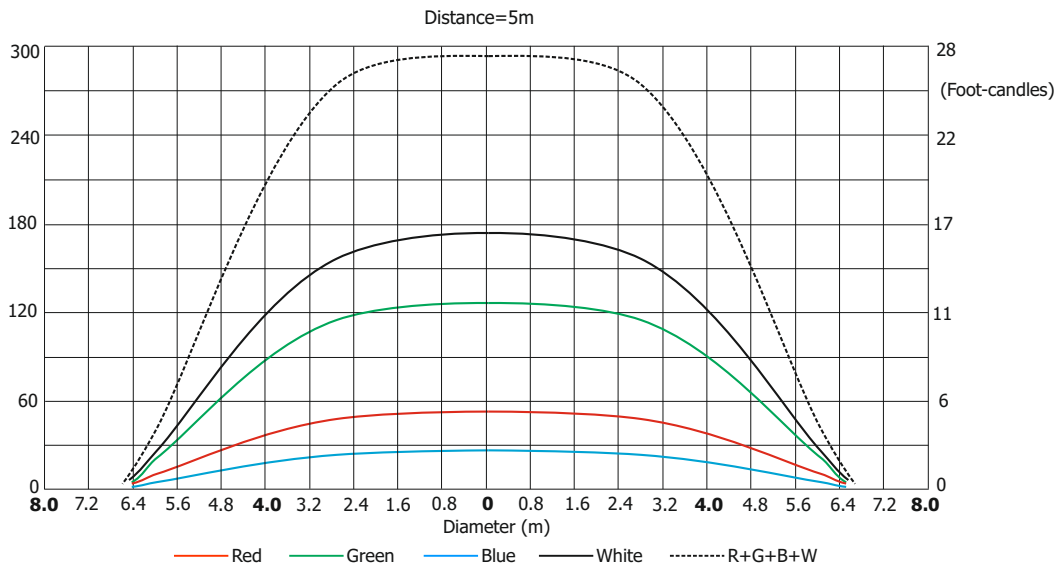
# Robin CycBar 15 X

## Photometric Diagram

Beam angles measured at distance of 10 m from the fixture

### Diffuser 70°x35° CycLight

#### Illuminance distribution in Y-axis



Fixture setting:  
White point 8000K: Off

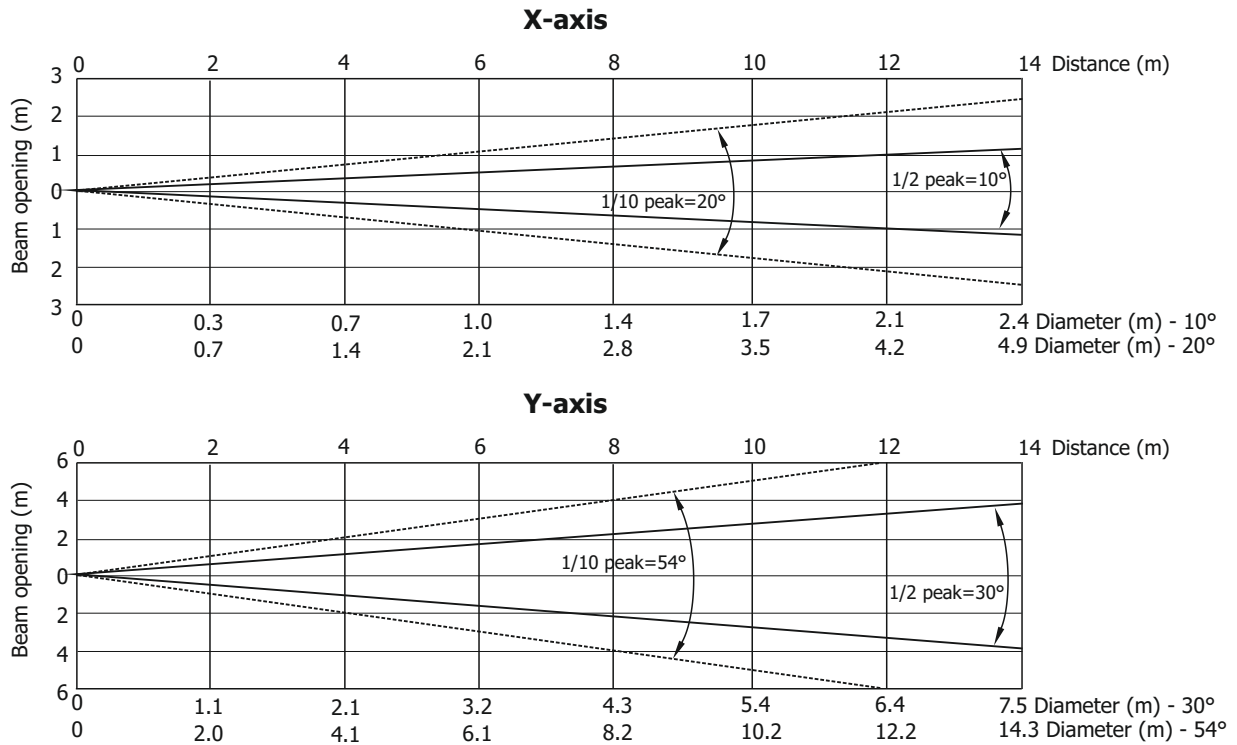
Copyright © 2015-2019 Robe Lighting s.r.o. - All rights reserved  
All Specifications subject to change without notice

# Robin CycBar 15 X

## Photometric Diagram

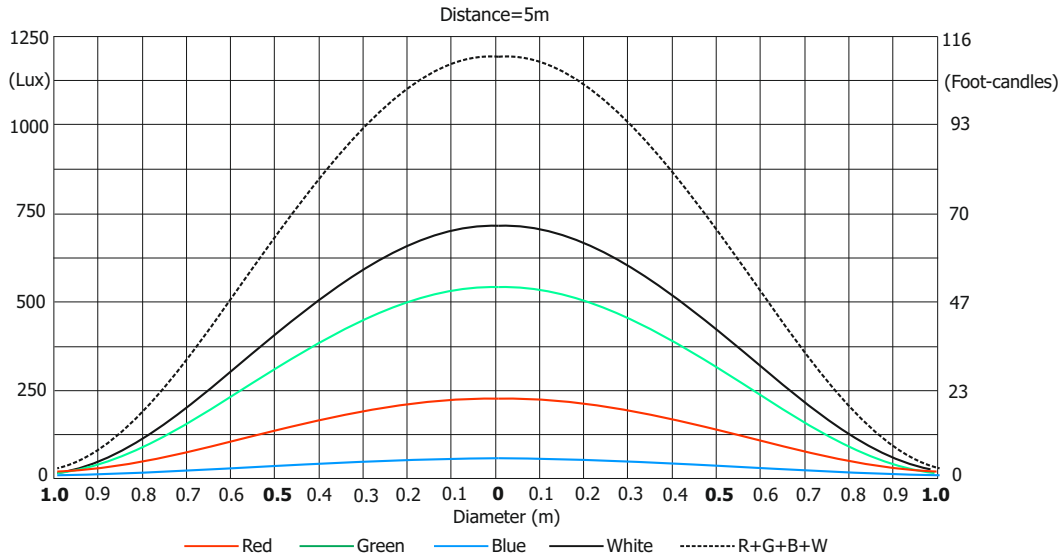
Beam angles measured at distance of 10 m from the fixture

### Diffuser 30°x10° CycLight



Distance (m)	2	4	5	6	8	10	12	14	
Red	1444/134	361/34	231/22	160/15	90/8	58/5	40/3.7	30/2.7	Intensity (center) Lux/Footcandles
Green	3362/312	840/78	538/50	373/35	210/20	135/13	93/9	69/6.4	
Blue	756/70	189/18	121/11	84/8	47/4.4	30/2.8	21/2.0	15/1.4	
White	4643/431	1160/1018	743/69	516/47	290/27	185/17	129/12	95/9	
R+G+B+W	7437/691	1859/173	1190/111	826/77	465/43	298/28	206/19	152/14	

### Illuminance distribution in X-axis



# Robin CycBar 15 X

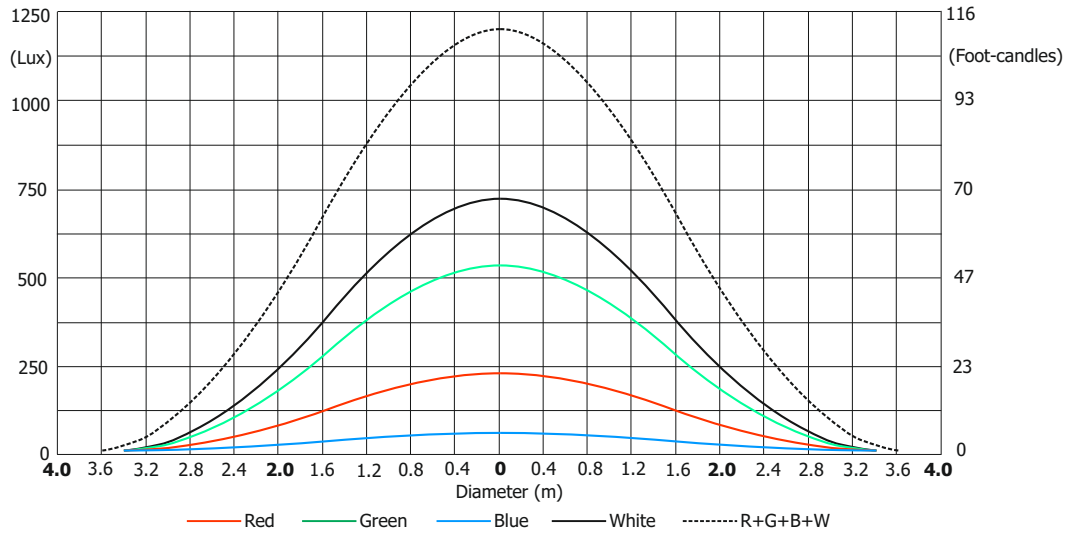
## Photometric Diagram

Beam angles measured at distance of 10 m from the fixture

### Diffuser 30°x10° CycLight

#### Illuminance distribution in Y-axis

Distance=5m



Fixture setting:  
White point 8000K: Off

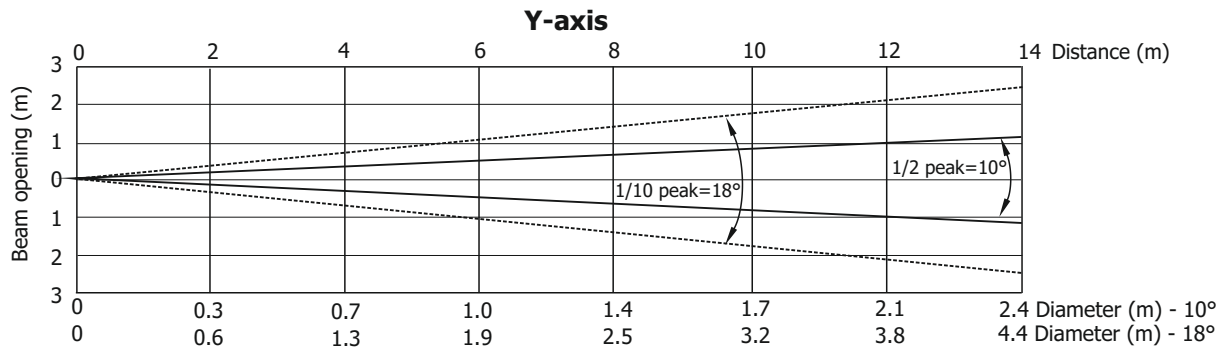
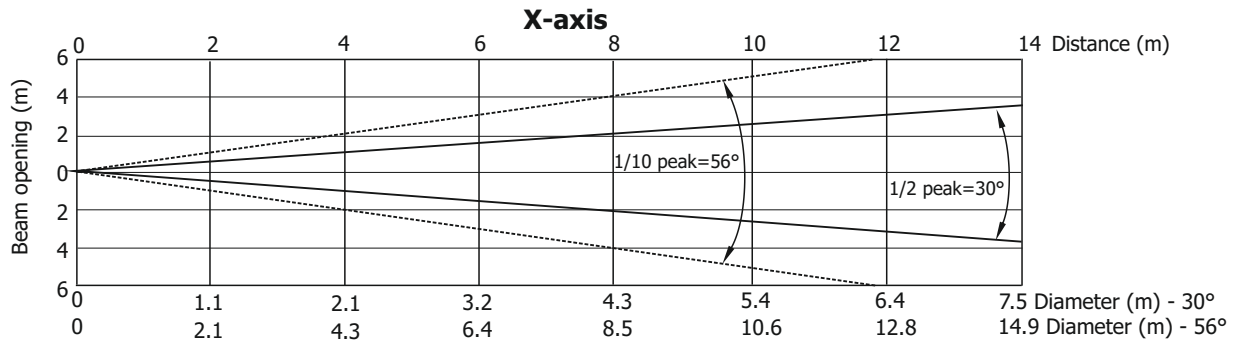
Copyright © 2015-2019 Robe Lighting s.r.o. - All rights reserved  
All Specifications subject to change without notice

# Robin CycBar 15 X

## Photometric Diagram

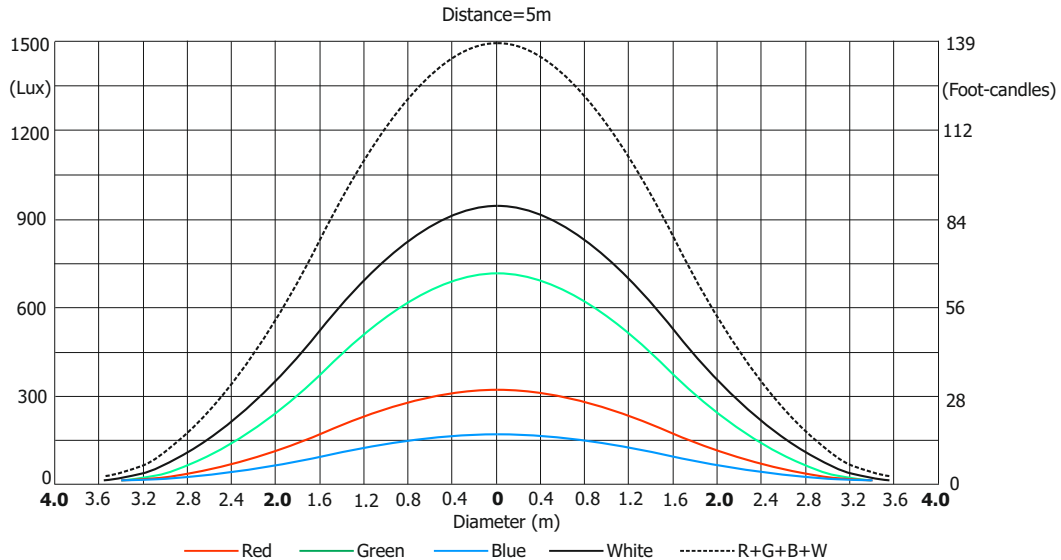
Beam angles measured at distance of 10 m from the fixture

### Diffuser 10°x30° WallWasher



Distance (m)	2	4	5	6	8	10	12	14	
Red	1894/176	473/44	303/28	210/20	118/11	76/7	53/4.9	39/3.6	Intensity (center) Lux/Footcandles
Green	4375/406	1093/102	700/65	486/45	273/25	175/16	122/11	89/8	
Blue	975/91	244/23	156/15	108/10	61/6	39/4	27/2.5	20/1.8	
White	5956/553	1489/138	953/89	661/62	372/35	238/22	166/15	122/11	
R+G+B+W	9375/871	2343/218	1500/139	1042/97	585/54	375/35	260/24	191/18	

### Illuminance distribution in X-axis





# Robin CycBar 15 X

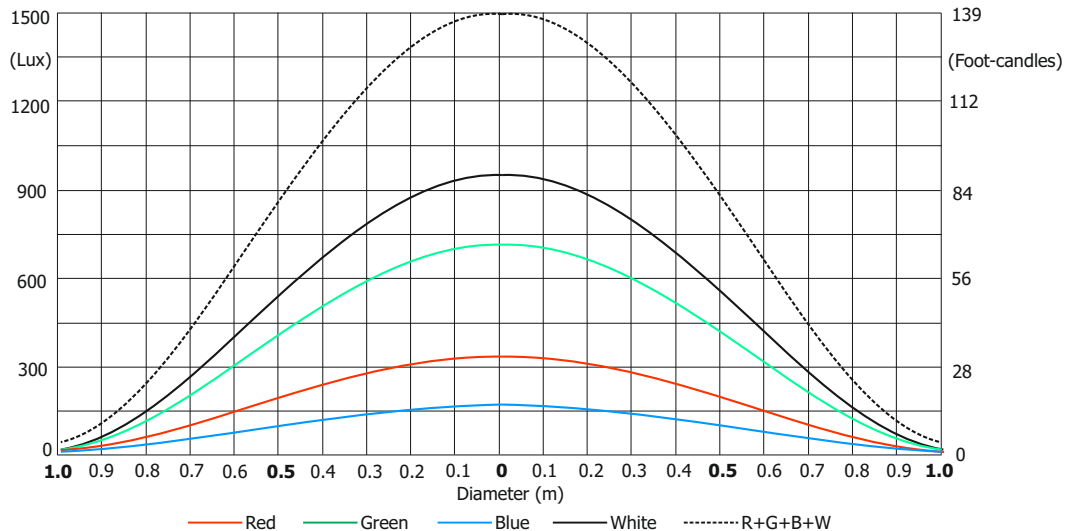
## Photometric Diagram

Beam angles measured at distance of 10 m from the fixture

### Diffuser 10°x30° WallWasher

#### Illuminance distribution in Y-axis

Distance=5m



Fixture setting:  
White point 8000K: Off

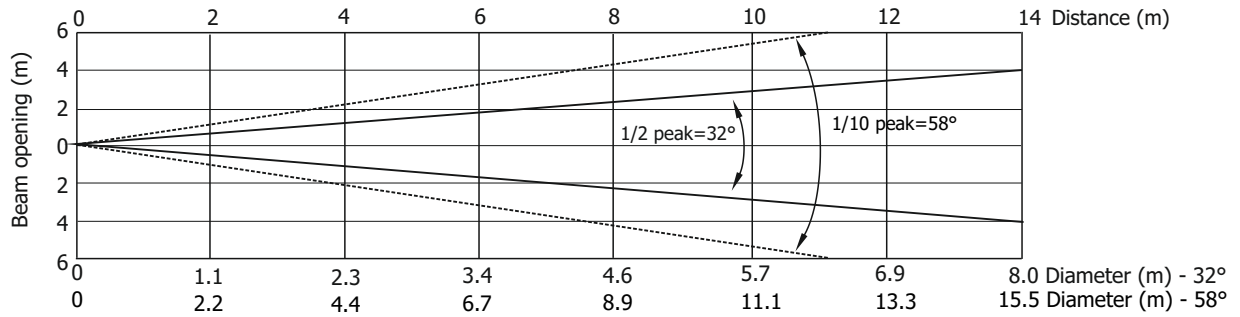
Copyright © 2015-2019 Robe Lighting s.r.o. - All rights reserved  
All Specifications subject to change without notice

# Robin CycBar 15 X

## Photometric Diagram

Beam angles measured at distance of 10 m from the fixture

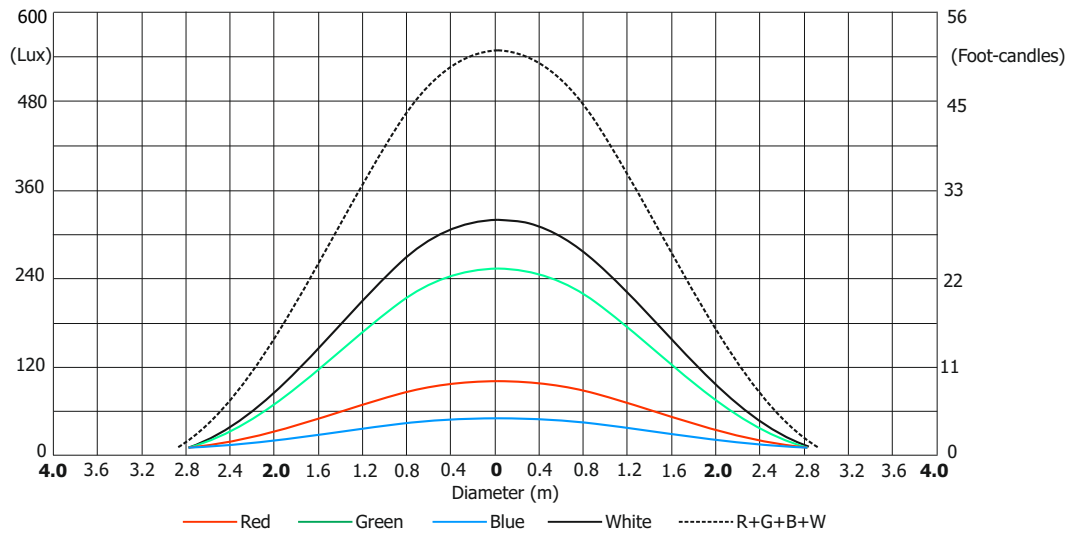
### Diffuser 32°



Distance (m)	2	4	5	6	8	10	12	14	
Red	650/60	163/15	104/10	72/7	41/4	26/2.4	18/1.7	13/1.2	Intensity (center) Lux/Footcandles
Green	1575/146	394/37	252/23	175/16	98/9	63/6	44/4.1	32/3	
Blue	344/32	86/8	55/5.1	38/3.5	22/2	14/1.3	10/0.9	7/0.7	
White	2112/196	528/49	338/31	235/22	132/12	85/8	59/5.5	43/4	
R+G+B+W	3413/317	853/79	546/51	379/35	213/20	137/13	95/9	70/7	

### Illuminance distribution

Distance=5m



Fixture setting:  
White point 8000K: Off

Copyright © 2015-2019 Robe Lighting s.r.o. - All rights reserved  
All Specifications subject to change without notice