



SPECIFICATIONS

Power supply DC:	5 VDC +/- 10%
Max. power consumption:	0.5W
Self-healing fuse:	Yes
IP rating:	IP 20
Dimensions (W x H x D):	21 x 23 x 98 [mm]
Weight:	50 g
Antenna:	Built-in
Operating temp. range:	-20 to +55 °C
Storage temp. range:	-30 to +80 °C
Humidity:	0 – 90% non-condensing
Frequency range:	2402 – 2480 MHz (ISM band)
Max. RF output power:	10 mW
Supported protocols:	DMX-512A
Supported RF protocols:	CRMX, CRMX ² , W-DMX, G3, G4, G4S, G5

LEGAL

CRMX is a trademark of LumenRadio AB, W-DMX is a trademark of Wireless Solution Sweden AB.

Wireless Solution Sweden AB is a fully-owned subsidiary of LumenRadio AB.

DMX-512A refers to ANSI national standard developed and maintained by ESTA, Entertainment Services and Technology Association.

This product makes use of US patents 9,208,680; EU patents EP 2415317, EP 2803248, China patents CN 102369774, CN 104041189B and others.

Version of this quick start guide: Version 1 (2023-11-01)

MANUFACTURER

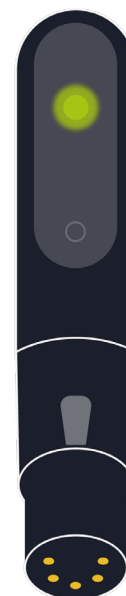
LumenRadio AB
Johan Willins gata 6
416 64 Gothenburg
Sweden

LumenRadio
Alfred-Herrhausen-Allee 3-5
DE-65760 Eschborn
Germany

WIRELESS SOLUTION
by LumenRadio



W-DMX STICK



Scan for additional
information

www.wirelessdmx.com



FCC: XRSMLE201
IC: 8879A-MLE201



GENERAL

All personnel must acquaint themselves with the instructions in this leaflet before using this product. This product must not be used if damaged. For additional documentation for W-DMX Stick and instructional videos, scan the QR code on this leaflet, or visit www.wirelessdmx.com.

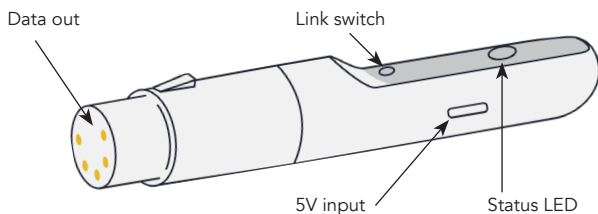
APPLICATION AREA

W-DMX Orb is a wireless lighting control device and is designed to be used indoors only. It is intended to be used by professional users.







BOX CONTENT

- 1 pc. W-DMX Stick unit
- 1 pc. USB-A to USB-C cable for power
- 1 pc. Quick start instruction (this leaflet)

YOUR W-DMX ORB UNIT



STATUS LED

-  Power on, unlinked
-  Update mode
-  > 70% signal (Solid = DMX, 1 blink per sec. = no DMX)
-  30–70% signal (Solid = DMX, 1 blink per sec. = no DMX)
-  < 30% signal (Solid = DMX, 1 blink per sec. = no DMX)
-  Linked, but TX not found

LINK AND UNLINK

Before your W-DMX Stick can receive it needs to be linked to a TX. After it is linked to a TX it will stay linked until you unlink it.

To link:

1. Make sure the Stick is powered on, within range to your TX, and unlinked (see unlink instructions if needed).
2. Link using the TX's linking mechanism.
3. Wait approx. 10 seconds while the TX is performing the linking procedure.
4. Now the Stick (and any other unlinked RXes within range from the TX) will be linked to that TX.

To unlink:

1. Press and hold the link switch on the Stick you want to unlink for more than 3 seconds.
2. Check the Status LED to verify that the unit is unlinked.

For further instructions on how to link and unlink, see your transmitter's user manual.

FIRMWARE UPDATE

Firmware can be updated using the CRMX Toolbox² app from LumenRadio. The app is available for both iOS and Android and can be downloaded from App Store or Google Play.

1. Press and hold the link switch for more than 10 seconds, until the unit indicates that it is in update mode.
2. Within 60 seconds, connect to the device using the app.
3. After connecting, select the "Update" option in the app.

Note: The device will automatically leave update mode after 60 seconds if no connection has been made.



WARRANTY AND SUPPORT

All warranty claims or support topics for this product shall be directed to the local distributor/reseller. To find your local distributor, visit www.wirelessdmx.com

Warranty is deemed void if:

- (1) The product is modified, repaired or otherwise altered unless it has been directed by LumenRadio AB; or
- (2) The serial number on the product (the QR code) has been compromised.

